

MANUMAX EXAMINATION



PARTNER FOR LIFE

A WORLDWIDE FIRST IN TREATMENT TABLES



WHERE **STURDY** AND **SMART**
COME TOGETHER IN ONE
TREATMENT TABLE: **THE MANUMAX**

MANUMAX



ENRAF-NONIUS B.V.
Vareseweg 127
3047 AT Rotterdam
The Netherlands
T: +31-(0)10 - 203 06 00
E: info@enraf-nonius.nl
www.enraf-nonius.com

ENRAF-NONIUS

MANUMAX EXAMINATION

MAXIMUM COMFORT FOR MAXIMUM WELL BEING

The Enraf-Nonius ManuMax is a series of new generation treatment couches. These high quality, professional couches are developed by our experts to set a new standard in physiotherapy.

3 DIMENSIONAL CURVED HEAD SECTION

The ManuMax is the first treatment couch with a 3 dimensional curved head section. The facial/nose opening follows the shape of the head and covers the complete length of the headrest without any stitching, making the headrest very comfortable for the patient and easy to clean. Maximum comfort for maximum well being.

THE MOST STABLE TREATMENT TABLE

The sturdy frame is designed to create the most stable treatment surface. All ManuMax tables have a safe working load of 250 kilograms. The standard electrical all-around operation (high/low) adds to the user friendliness of ManuMax. The soft-landing wheel system and the digital lock are standard with this new generation treatment tables. Never was a treatment table so comfortable for patient and therapist.

The frames of the ManuMax couches are available in two different shades of grey. The finest upholstery is carefully chosen in a variety of colours suiting a natural, executive, or life style environment. The perfect treatment table **fitting in your own style.**



MANUMAX EXAMINATION



PARTNER FOR LIFE

WITH ITS SMART, MODERN DESIGN,
THE MANUMAX IS AN ALLURING
ASSET FOR EVERY PRACTICE

EXAMINATION AND MULTI LINE

The ManuMax series include an Examination and a Multi line.

The Examination line has an extra long back section, ideal for examination and basic treatments. There is no need for your patient to turn around in order to change from a lying to a sitting position.

The ManuMax Multi line offers versatile treatment tables for the modern, demanding therapist. Equipped with the unique head section, the ManuMax Multi line, is available in 2- or 3 section treatment tables.

MANUMAX

- ✓ MOST STABLE
- ✓ MOST COMFORTABLE
- ✓ CONTEMPORARY DESIGN



MANUMAX



M A N U M A X TM

BY ENRAF NONIUS

ENRAF-NONIUS

MANUMAX EXAMINATION



THE MANUMAX EXAMINATION 2.2

The ManuMax Examination 2.2 is the 2-section table for examination and basic treatments. With its extra long back section, comfortable support is provided for even the tallest patients. The back section can be adjusted up to 90° to accommodate the patient for any treatment.



MANUMAX



MANUMAX EXAMINATION



PARTNER FOR LIFE



M A N U M A X TM

BY ENRAF NONIUS

MANUMAX



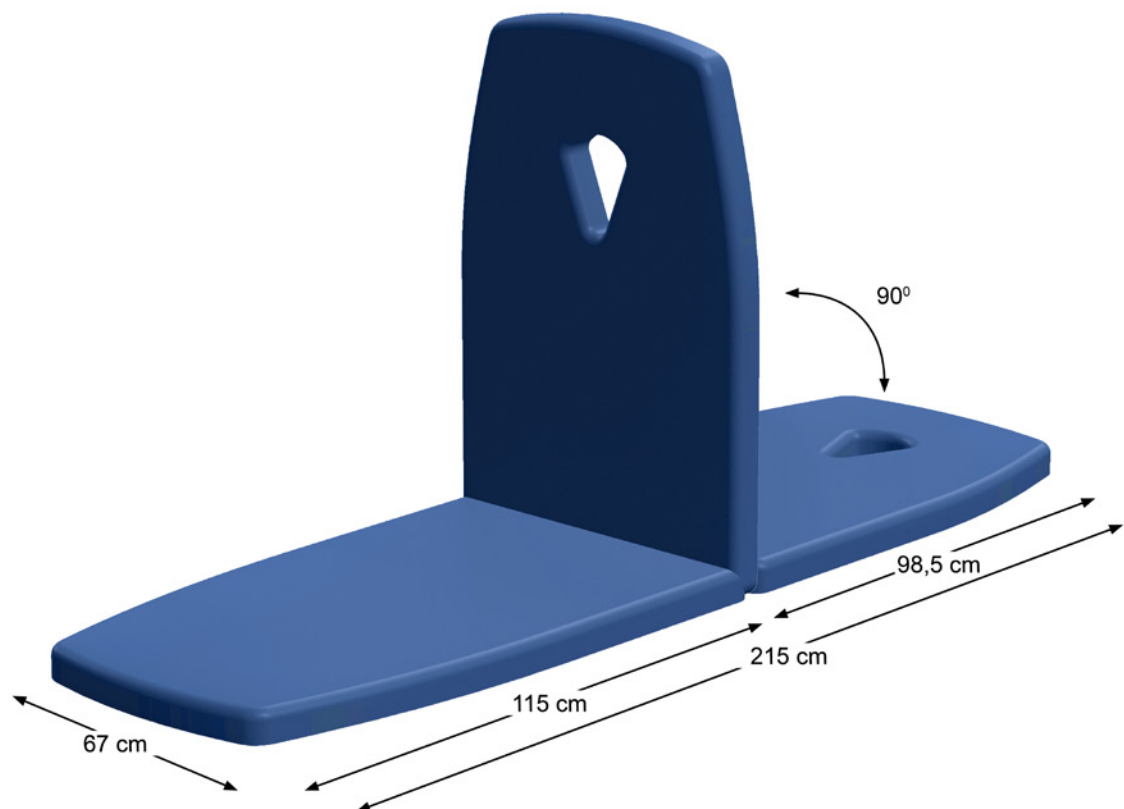

ENRAF-NONIUS

0570731_40_EN

MANUMAX EXAMINATION

TECHNICAL SPECIFICATIONS

Size tabletop (lxw):	215 x 67 cm
Height adjustment:	approximately 48-96 cm
Lifting time (min.-max.):	approximately 18 sec.
Lifting capacity:	250 kg
Power supply:	100-240V ~ 50/60 Hz
Current consumption:	2.5 A max.
Colours upholstery:	204 sirius blue 012 black 170 baby blue
Colours frame:	light dark



STOOLS (AVAILABLE IN DIFFERENT COLOURS)

3xxx010	Stool, height adjustable 40-53 cm
3xxx011	Stool, mobile, height adjustable 59-85 cm
3xxx012	Stool, mobile, provided with footrest, height adjustable 59-85 cm
3xxx013	Stool, mobile, anatomic seat, height adjustable 43-56 cm
3xxx020	Stool, mobile, saddle seat, height adjustable 59-85 cm



3xxx010



3xxx011



3xxx012



3xxx013



3xxx020

012

204

170

ROLLS AND CUSHIONS

3xxx002	Halfroll, flat bottom, small, especially for the ankle ⁽¹⁾	28x9x11 cm
3xxx003	Halfroll, flat bottom, large ⁽¹⁾	56x16x18 cm
3xxx023	Massage roll ⁽¹⁾	50x Ø15 cm
3xxx004	Neck cushion, hourglass type ⁽¹⁾	30x15 cm
3xxx005	Massage cushion ⁽¹⁾	30x28x8 cm
3xxx015	Wedge shaped cushion ⁽¹⁾	50x30x15 cm
1550813	Plug for nosehole, triangular shaped (only available in black)	16,5 x 21 cm
3445297	Wedge shaped, Kaltenborn, rubber model (only available in black)	22,5 x 10,5 x 8,5
3446161	Support bag with sand 1,2 kg ⁽²⁾	15x25 cm
3446162	Support bag with sand 2 kg ⁽²⁾	18x27 cm
3446166	Support bag with sand 4 kg ⁽²⁾	25x35 cm
3446167	Support bag with sand 7 kg ⁽²⁾	30x45 cm

(1) = Available in different colours, some colours will be discontinued. Available until sold out.

(2) = Available in grey colour only



3xxx002



3xxx003



3xxx023



3xxx004



3xxx005



3xxx015



1550813



3445297



3446161



3446162



3446166




3446167

COUCH COVERS

3445240	Couch cover, with a cutaway for the nose	blue
3445242	Couch cover, with a cutaway for the nose	white
3445249	Couch cover, with a cutaway for the nose	dark grey
3445250	Couch cover, with a cutaway for the nose	royal blue
3445261	Couch cover, without a cutaway for the nose	blue
3445267	Couch cover, without a cutaway for the nose	white
3445248	Couch cover, without a cutaway for the nose	dark grey
3445247	Couch cover, without a cutaway for the nose	royal blue
3445259	Elastic straps for couch cover with clip fittings at both ends, set of 3	



3445240 / 3445261



3445242 / 3445267



3445248 / 3445249



3445247 / 3445250



3445259